

M's Canvashouse


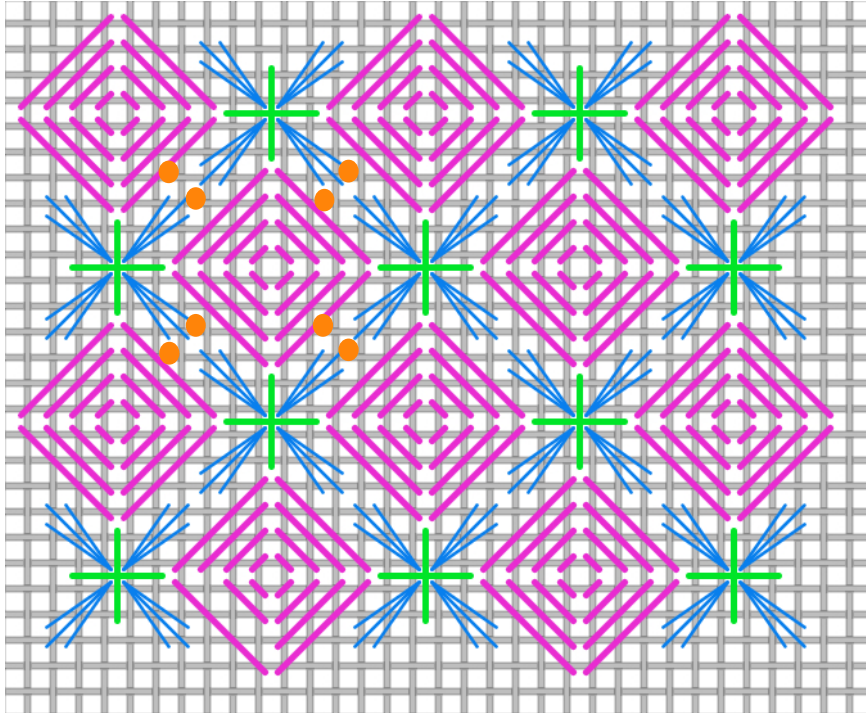
Quarantine Class



Lesson 3

Diagram 1


Diamond Lace



Several years ago I designed this for a student's Christmas stocking and it turned out so great! I have enclosed the picture. The stocking was fairly simple which made this a nice "high impact" stitch. Be sure to choose where you put this wisely because it's a "show stopper". Always put a high impact stitch in an important area that you want to be noticed.

The Petite Very Velvet is **PINK** in the diagram. Once that is stitched use a strand-able thread like Splendor, Soie Cristale or Gloriana for the **BLUE** stitch in the diagram. For the **GREEN** stitch in the diagram use a metallic such as Petite Silk Lame or a #8 Kreinik Metallic. If you would like to add beads, that is possible by adding them in the circle pictured above in **ORANGE**.

There are so many threads to use with this stitch! I have a doodle canvas by my stitching chair so I can try stitches out like this one before I commit.



Meredith

Stay Safe and wash your hands!
We will be producing the cleanest
needlepoint in history!